


21226

Booklet available in English on  
Heft in deutscher Sprache erhältlich auf  
Livret disponible en français sur  
Libretto disponibile in italiano su  
Folleto disponible en español en  
如需中文版手册, 请访问





# WELCOME

TO LEGO® ART

Art Project is a playful work of art you can create with your family, friends and loved ones – up to 9 artists at a time. Inspired by the traditional patchwork process of joining patches of fabric into one masterpiece, it lets you choose from 36 different pictogram designs and celebrate your passions in one unique creation.

# CHOOSE YOUR DESIGNS

You can decide on one theme everyone can build – Food, Icons, Patterns or Passions – or you can create a mix of as many different themes as you like. You can choose one pictogram design from each booklet.

## Minifigure

Want one big picture? You can build the iconic LEGO® minifigure portrait together instead.



*Passions*



*Patterns*



*Food*



*Minifigure*



*Icons*





## Patchwork or Minifigure?

Whether you choose to build pictogram designs or the minifigure portrait together, you will find instructions for each plate in the building instructions booklets.

### 1 plate, 1 booklet

Each artist chooses ONE pictogram design from their booklet. Pick your favourite theme – Food, Patterns, Icons, or Passions – or build each part of the minifigure portrait.

Once you have built one plate from a booklet, choose another plate from another booklet to create. When all 9 plates are ready, go to page 22 in this booklet to see how you complete your masterpiece.

# HOW TO GET STARTED

A FEW TIPS TO MAKE THE  
MOST OF YOUR CREATIVE  
TIME TOGETHER.





## Build your colour palette

Find the small bag with the black brick separator, mini crowbars, connector pins and tiles for your colour palette. The colour palette helps everyone keep track of tile colours and numbers.



Sort all the colourful tiles into small bowls. If you're building with younger artists, it may be helpful to put sticky notes with numbers on the bowls, too.




[LEGO.com/brickseparator](https://www.lego.com/brickseparator)



## 1 to 9 artists

Up to 9 artists can build, be creative and create a fun memory together. Make sure everyone gets a plate and a booklet.

CHOOSE  
YOUR  
DESIGN



## Patchwork

Each booklet is colour-coded and numbered. The colour helps you keep track of your booklet as you build. The number refers to the placement of your plate in the final artwork, shown here.

Get an overview of all the pictogram designs you can find in each booklet on the following pages.


1



1A



1B




1C



1D

2



2A



2B



2C




2D

3



3A



3B




3C



3D

4




4A



4B



4C



4D

5




5A



5B



5C



5D

6




6A



6B



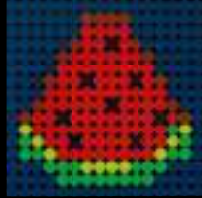
6C




6D



7



7A



7B




7C



7D

8




8A



8B



8C




8D

9




9A



9B



9C



9D




## Minifigure

Find instructions for each of the 9 Minifigure portrait plates in your booklets.



1E




2E



3E




4E




5E



6E



7E



8E



9E

# BUILD

You're ready to build!  
Return to this booklet when  
all plates are ready.



CHOOSE ONE DESIGN



CHOOSE ONE DESIGN

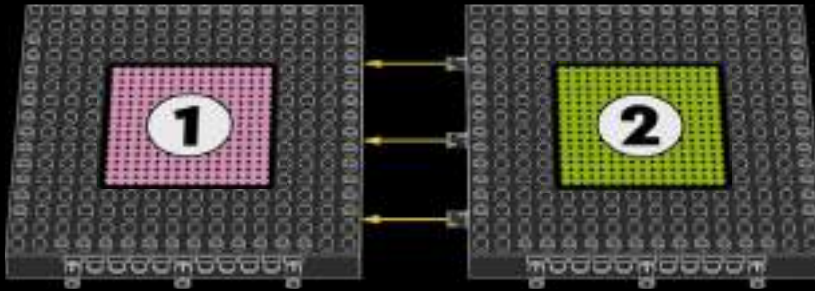



# ASSEMBLE



Welcome back!



Now it's time to assemble your artwork. Organise and connect all 9 plates in the right order.







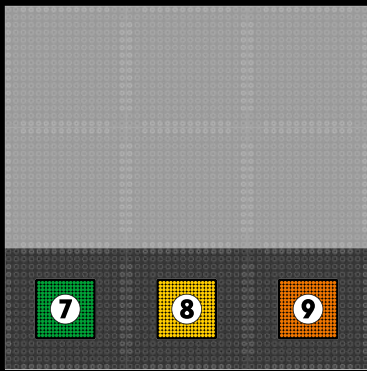


















# FRAME

Now you're ready to build your frame.  
Just follow the step-by-step  
instructions here.



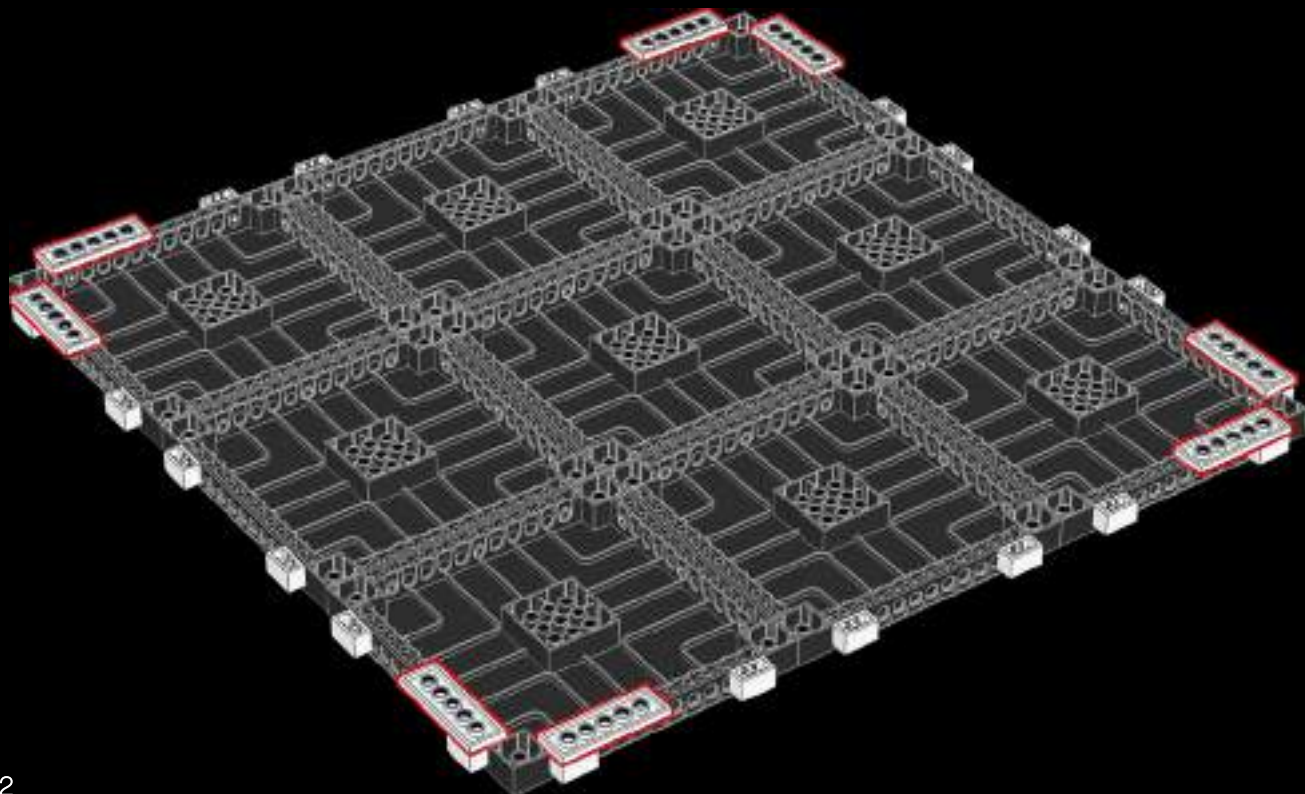
24x

1







2





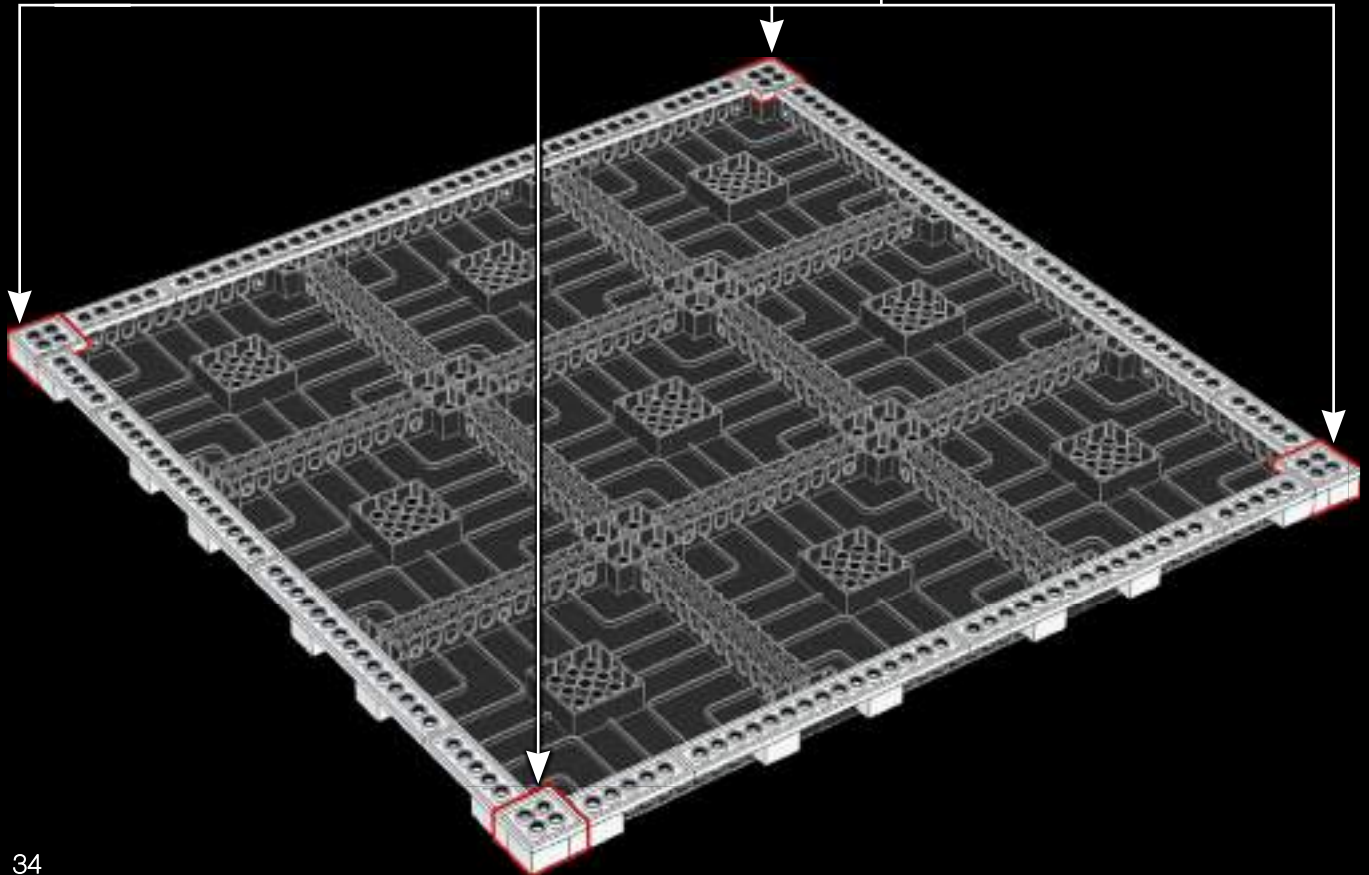
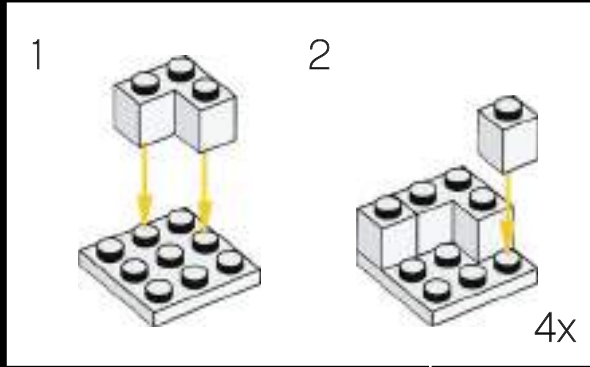



3







4







5







6







7






8






9






10







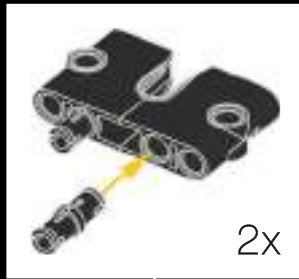


11





12





# DISPLAY

Connect the hooks to the back of your frame to hang your picture on a wall.



Or you can exhibit your unique creation on a shelf for everyone to admire and enjoy.



# CONTINUE THE FUN TOGETHER

## Rebuild and combine

You can switch your plates around in thousands of combinations to make your artwork truly unique. Just make sure every plate is attached with 3 connector pins to each of its adjoining plates. Remember to use the same booklet you used the first time. If you want to rebuild plate number 7, use booklet number 7 to make sure you have all the right colours available.

## Free your creativity

You can also go completely off-booklet and create your own designs, motifs and patterns in endless combinations. The LEGO® Art brick separator makes it easy to remove the tiles from the plates.



1




It's easy to  
rebuild your plate

2



3



4



5





# FEEDBACK AND WIN



## FEEDBACK AND WIN

Your feedback will help shape the future development of this product series.

Please visit:

## FEEDBACK UND GEWINNEN

Dein Feedback trägt zur Weiterentwicklung dieser Produktreihe bei.

Geh auf:

## COMMENTEZ ET GAGNEZ

Vos commentaires nous aideront à concevoir les futurs produits de cette gamme.

Rendez-vous sur :

## COMENTA Y GANA

Tu opinión nos ayudará a dar forma al desarrollo de esta serie de productos en el futuro.

Visita:

## 反馈有奖

您的反馈将有助于我们在今后改进本系列产品。

请访问：

[LEGO.com/productfeedback](https://www.lego.com/productfeedback)

By completing, you will automatically enter a drawing to win a LEGO® set.

Terms & Conditions apply.

Durch Ausfüllen nimmst du automatisch an der Verlosung eines LEGO® Preises teil.

Es gelten die Teilnahmebedingungen.

En envoyant vos commentaires, vous serez automatiquement inscrit(e) à un tirage au sort qui vous permettra de remporter un prix LEGO®.

Offre soumise à conditions.

Al contestar, participarás automáticamente en el sorteo y podrás ganar un set LEGO®.

Sujeto a Términos y Condiciones.

完成我们的反馈调查，即可自动进入抽奖环节，赢取乐高®套装。

适用《条款和条件》。





Rebuild  
the  
world™







46x  
4121715



2x  
6302094



1x  
6329429




1x  
6329436



1x  
6302093



1x  
428226



9x  
6302092



4x  
6104805



8x  
379501



20x  
416201



20x  
300801



8x  
246501



8x  
4119227



12x  
300501



24x  
4160228



4x  
235701



4x  
242001




8x  
4558168



8x  
301001



4x  
6056774



8x  
4211002



254x  
6284070



660x  
6284584



127x  
6322824



317x  
6322818



474x  
6284572



58x  
6284587



190x  
6284574



121x  
6284582



175x  
6322822



299x  
6284577



119x  
6343806



241x  
6284573



281x  
6284589



307x  
6284586



148x  
6353793



166x  
6284583



Customer Service  
Kundenservice  
Service Consommateurs  
Servicio Al Consumidor

LEGO.com/service or dial

: 00800 5346 5555  
: 1-800-422-5346

